



» Halbzeuge

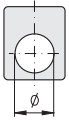

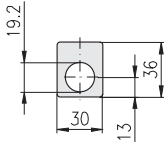

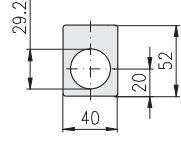

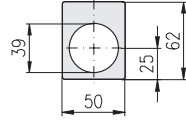
Deutsch
1/2015

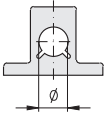

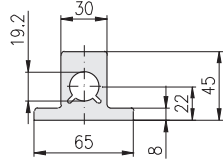

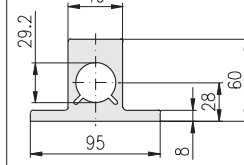

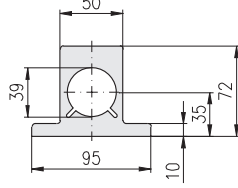
 MayTec®


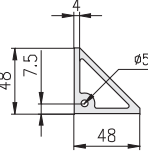

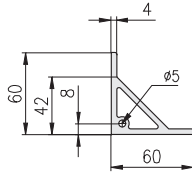

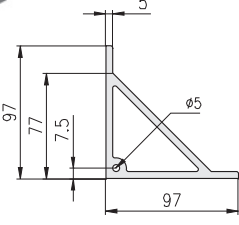
Seite	Bestell-Nr.	Bezeichnung	Stange
			Länge (m)
1	1.19.12120.60	Hohlprofil Ø20	6
1	1.19.12130.60	Hohlprofil Ø30	6
1	1.19.12140.60	Hohlprofil Ø40	6
1	1.19.13120.60	Fußprofil Ø20	6
1	1.19.13130.60	Fußprofil Ø30	6
1	1.19.13140.60	Fußprofil Ø40	6
1	1.19.141048.60	Winkelprofil 48×48	6
1	1.19.141060.60	Winkelprofil 60×60	6
1	1.19.141097.60	Winkelprofil 97×97	6
2	1.19.1702002.60	Scharnierprofil, Typ A, PG 20, Schenkeldicke 1,5 mm	6
2	1.19.1703002.60	Scharnierprofil, Typ A, PG 30, Schenkeldicke 1,5 mm	6
3	1.19.1703003.60	Scharnierprofil, Typ A, PG 30, Schenkeldicke 3,0 mm	6
2	1.19.1704002.60	Scharnierprofil, Typ A, PG 40, Schenkeldicke 1,5 mm	6
3	1.19.1704003.60	Scharnierprofil, Typ A, PG 40, Schenkeldicke 3,0 mm	6
2	1.19.1705002.60	Scharnierprofil, Typ A, PG 50, Schenkeldicke 1,5 mm	6
3	1.19.1705003.60	Scharnierprofil, Typ A, PG 50, Schenkeldicke 3,0 mm	6
2	1.19.1714002.60	Scharnierprofil, Typ B, 40 mm, Schenkeldicke 2,0 mm	6
2	1.19.1715002.60	Scharnierprofil, Typ B, 50 mm, Schenkeldicke 2,0 mm	6
3	1.19.1715003.60	Scharnierprofil, Typ B, 50 mm, Schenkeldicke 3,0 mm	6
2	1.19.1723002.60	Scharnierprofil, Typ C, 30 mm, Schenkeldicke 2,0 mm	6
2	1.19.174160.60	Scharnierprofil Ø12	6
3	1.19.1832E.30	T-Nutenprofil, Stahl, E	3
3	1.19.1832F.30	T-Nutenprofil, Stahl, F	3
3	1.19.1834E.30	T-Nutenprofil, Stahl, einschwenkbar E	3
3	1.19.1834F.30	T-Nutenprofil, Stahl, einschwenkbar F	3
3	1.19.1842E.20	T-Nutenprofil, PA, E	2
3	1.19.1842F.20	T-Nutenprofil, PA, F	2
4	1.19.185E3E3.20	Gleitnutenprofil, PA, E3	2
4	1.19.185E3E4.20	Gleitnutenprofil, PA, E3/E4	2
4	1.19.185E4E4.20	Gleitnutenprofil, PA, E4	2
4	1.19.185F2E3.20	Gleitnutenprofil, PA, F/E3	2
4	1.19.185F2E4.20	Gleitnutenprofil, PA, F/E4	2
4	1.19.185F2F2.20	Gleitnutenprofil, PA, F	2
5	5.11.063R00.00SBP	Profil-Welle 63/31, schwer, B, plan	6
5	5.11.103R00.00SBP	Profil-Welle 103/53, schwer, B, plan	6
5	5.11.152R00.00SBP	Profil-Welle 152/75, schwer, B, plan	6

□.□□.□□□□□□.□□□□.60 = 1 Stange / .61 = 1 PE / .99 = PE mit 100 Stück


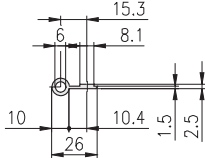

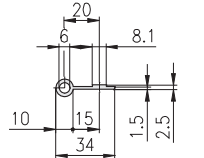

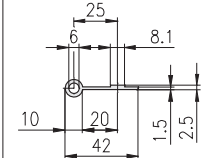

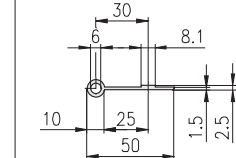
Preise auf Anfrage


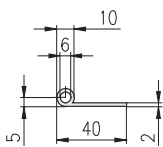

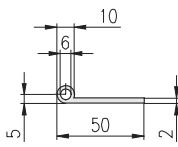

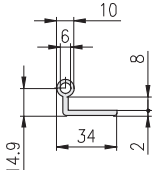
Hohlprofile					
 <p>Bei Stangenware hat die Bohrung Bearbeitungsaufmaß</p> <p>Technische Daten Material: Al Mg Si 0,5 F25 Zugfestigkeit: 250 N/mm² Oberfläche: blank</p>	 	 	 		
	Bezeichnung	Hohlprofil Ø20	Hohlprofil Ø30	Hohlprofil Ø40	
	Stange, 6 m	1.19.12120.60	1.19.12130.60	1.19.12140.60	
	Zuschnitt	1.19.12120-A00A00/...	1.19.12130-F00F00/...	1.19.12140-L00L00/...	
Gewicht	kg/m	G = 2,3	G = 4,1	G = 5,5	


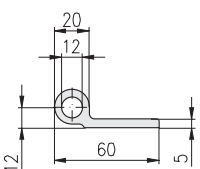
Fußprofile					
 <p>Bei Stangenware hat die Bohrung Bearbeitungsaufmaß</p> <p>Technische Daten Material: Al Mg Si 0,5 F25 Zugfestigkeit: 250 N/mm² Oberfläche: blank</p>	 	 	 		
	Bezeichnung	Fußprofil Ø20	Fußprofil Ø30	Fußprofil Ø40	
	Stange, 6 m	1.19.13120.60	1.19.13130.60	1.19.13140.60	
	Zuschnitt	1.19.13120-F00F00/...	1.19.13130-L00L00/...	1.19.13140-L00L00/...	
Gewicht	kg/m	G = 3,9	G = 6,2	G = 8,2	





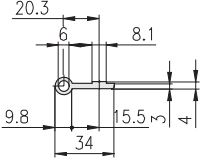
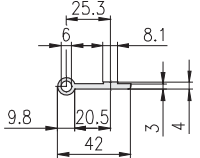
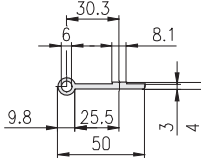
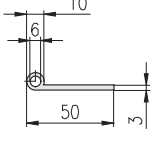
Winkelprofile					
<p>Technische Daten Material: Al Mg Si 0,5 F25 Zugfestigkeit: 250 N/mm² Oberfläche: blank</p>	 	 	 		
	Bezeichnung	Winkelprofil 48×48	Winkelprofil 60×60	Winkelprofil 97×97	
	Stange, 6 m	1.19.141048.60	1.19.141060.60	1.19.141097.60	
	Zuschnitt	1.19.141048-F00F00/...	1.19.141060-L00L00/...	1.19.141097-L00L00/...	
Gewicht	kg/m	G = 1,9	G = 2,1	G = 4,1	





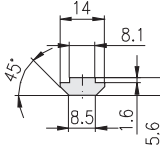
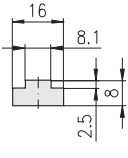
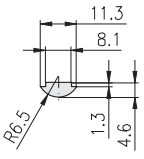
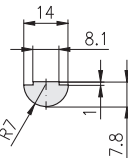
(/... = Länge in mm)



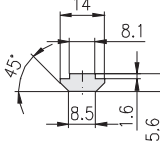
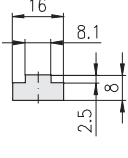
Scharnierprofile 1,5 mm Technische Daten Material: Al Mg Si 0,5 F25 Zugfestigkeit: 250 N/mm ² Oberfläche: naturfarben eloxiert	 	 	 	 	
	Bezeichnung	Scharnierprofil Typ A, PG 20 - 1,5	Scharnierprofil Typ A, PG 30 - 1,5	Scharnierprofil Typ A, PG 40 - 1,5	Scharnierprofil Typ A, PG 50 - 1,5
	Stange, 6 m	1.19.1702002.60	1.19.1703002.60	1.19.1704002.60	1.19.1705002.60
	Zuschnitt	1.19.1702002-A00A00/...	1.19.1703002-A00A00/...	1.19.1704002-A00A00/...	1.19.1705002-A00A00/...
	Gewicht kg/m	G = 0,5	G = 0,3	G = 0,3	G = 0,4

Scharnierprofile 2,0 mm Technische Daten Material: Al Mg Si 0,5 F25 Zugfestigkeit: 250 N/mm ² Oberfläche: naturfarben eloxiert	 	 	 		
	Bezeichnung	Scharnierprofil Typ B, 40 mm - 2,0	Scharnierprofil Typ B, 50 mm - 2,0	Scharnierprofil Typ C, 30 mm - 2,0	
	Stange, 6 m	1.19.1714002.60	1.19.1715002.60	1.19.1723002.60	
	Zuschnitt	1.19.1714002-A00A00/...	1.19.1715002-A00A00/...	1.19.1723002-A00A00/...	
	Gewicht kg/m	G = 0,3	G = 0,4	G = 0,4	


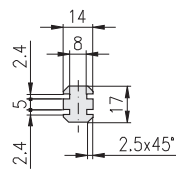

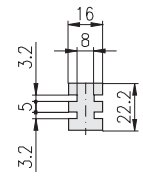

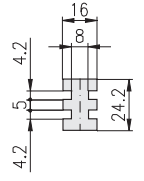
Scharnierprofil 5,0 mm Technische Daten Material: Al Mg Si 0,5 F25 Zugfestigkeit: 250 N/mm ² Oberfläche: blank	 			
	Bezeichnung	Scharnierprofil Ø12		
	Stange, 6 m	1.19.174160.60		
	Zuschnitt	1.19.174160-A00A00/...		
	Gewicht kg/m	G = 1,25		


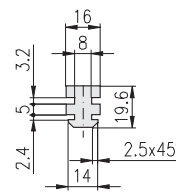

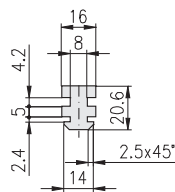

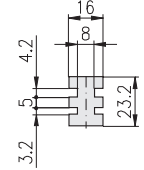
Scharnierprofile 3,0 mm Technische Daten Material: Al Mg Si 0,5 F25 Zugfestigkeit: 250 N/mm ² Oberfläche: naturfarben eloxiert					
					
	Bezeichnung	Scharnierprofil Typ A, PG 30 - 3,0	Scharnierprofil Typ A, PG 40 - 3,0	Scharnierprofil Typ A, PG 50 - 3,0	Scharnierprofil Typ B, 50 mm - 3,0
	Stange, 6 m	1.19.1703003.60	1.19.1704003.60	1.19.1705003.60	1.19.1715003.60
	Zuschnitt	1.19.1703003-A00A00/...	1.19.1704003-A00A00/...	1.19.1705003-A00A00/...	1.19.1715003-A00A00/...
Gewicht	kg/m	G = 0,4	G = 0,5	G = 0,6	G = 0,5

T-Nutenprofile Stahl Technische Daten Material: Stahl C 45 K Oberfläche: blank					
					
	Bezeichnung	T-Nutenprofil, Stahl, F	T-Nutenprofil, Stahl, E	T-Nutenprofil, Stahl, einschwenkbar F	T-Nutenprofil, Stahl, einschwenkbar E
	Stange, 3 m	1.19.1832F.30	1.19.1832E.30	1.19.1834F.30	1.19.1834E.30
	Zuschnitt	1.19.1832F-A00A00/...	1.19.1832E-A00A00/...	1.19.1834F-A00A00/...	1.19.1834E-A00A00/...
Gewicht	kg/m	G = 0,48	G = 0,96	G = 0,24	G = 0,63

T-Nutenprofile PA Technische Daten Material: PA6G + Öl (Murlubric o.ä.) Oberfläche: schwarz					
					
	Bezeichnung	T-Nutenprofil, PA, F	T-Nutenprofil, PA, E		
	Stange, 2 m	1.19.1842F.20	1.19.1842E.20		
	Zuschnitt	1.19.1842F-A00A00/...	1.19.1842E-A00A00/...		
Gewicht	kg/m	G = 0,07	G = 0,14		

(/... = Länge in mm)

Gleitnutenprofile PA					
Technische Daten Material: PA6G + Öl (Murlubric o.ä.) Oberfläche: schwarz	 	 	 		
	Bezeichnung	Gleitnutenprofil, PA, F	Gleitnutenprofil, PA, E3	Gleitnutenprofil, PA, E4	
	Stange, 2 m	1.19.185F2F2.20	1.19.185E3E3.20	1.19.185E4E4.20	
	Zuschnitt	1.19.185F2F2-A00A00/...	1.19.185E3E3-A00A00/...	1.19.185E4E4-A00A00/...	
	Gewicht kg/m	G = 0,21	G = 0,35	G = 0,46	

Gleitnutenprofile PA					
Technische Daten Material: PA6G + Öl (Murlubric o.ä.) Oberfläche: schwarz	 	 	 		
	Bezeichnung	Gleitnutenprofil, PA, F/E3	Gleitnutenprofil, PA, F/E4	Gleitnutenprofil, PA, E3/E4	
	Stange, 2 m	1.19.185F2E3.20	1.19.185F2E4.20	1.19.185E3E4.20	
	Zuschnitt	1.19.185F2E3-A00A00/...	1.19.185F2E4-A00A00/...	1.19.185E3E4-A00A00/...	
	Gewicht kg/m	G = 0,27	G = 0,32	G = 0,37	

Der Schlüssel ...

zum Erfolg

extrem stabil

wirtschaftlich

funktionell

Australien

MayTec Australia P/L

Unit 8, 175 James Ruse Drive
Rosehill, NSW 2142

Landesvorwahl: +61
Telefon: (0)2/98989929
Telefax: (0)2/96384086
e-mail: info@maytec.com.au
<http://www.maytec.com.au>

Deutschland

MayTec Aluminium
Systemtechnik GmbH
Kopernikusstraße 20
D-85221 Dachau

Landesvorwahl: +49
Telefon: (0)8131/3336-0
Telefax: (0)8131/3336-119
e-mail: mail@maytec.de
<http://www.maytec.de>

USA

MayTec Inc.

901 Wesemann Drive
West Dundee, IL 60118

Landesvorwahl: +1
Telefon: 847-429-0321
Telefax: 847-429-0460
e-mail: mail@maytecinc.com
<http://www.maytecinc.com>

MayTec Vertriebspartner